



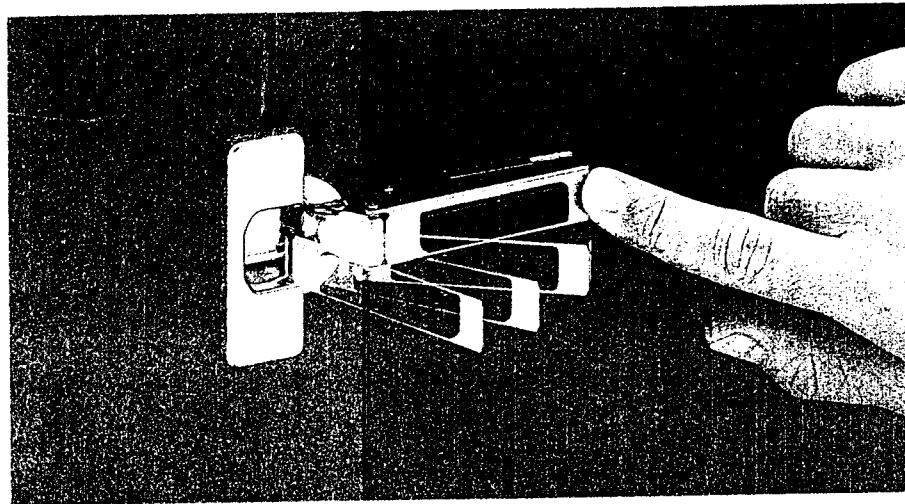
KLÄDSKÅP 12108-58




*The hinge is placed into the pre-drilled holes*




*Close the lever with the thumb to secure the hinge boss*



*Clip on hinge arm - tool free assembly.*



*Fig 401 - Door handle and hinge arm*



*Fig 402 - Door handle and hinge arm*